

SERIES 804 QDC PUSH-PULL Mighty Mouse Connectors and Cables



Cobra™ Right Angle Crimp Contact Plug with Integral Shield Termination Platform



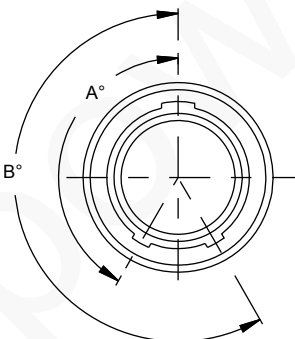
Series 804 Cobra™ Style Plug

Integral ultra-low profile right angle banding backshell reduces clearance requirements without compromising ruggedness, environmental protection, or shielding performance. Rear cover allows easy access and installation of pin and socket contacts. Cover gasket prevents moisture intrusion. Cover designed with lip to allow for quick, single-handed demating of plug. Eight clocking positions available. Offered in aluminum or stainless steel shells. Contacts are gold-plated copper alloy. Crimp contact version include snap-in rear release contacts. High-grade rigid dielectric insulators and fluorosilicone wire seal. Solder cup versions are factory-installed and epoxy potted. Available with 3 to 55 contacts. Size #23 contacts accept 22-28 AWG wire. Fluorosilicone interfacial seal and gasket for IP67 sealing in the mated condition.

How To Order

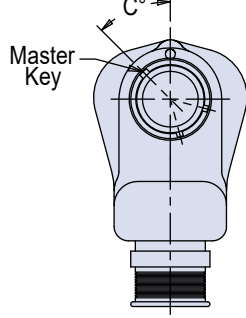
Sample Part Number	804-066-06	ZNU	8-13	P	A	1	05
Series	804-066-06 = Push Pull Plug						
Shell Material and Finish	M = Aluminum / Electroless Nickel MT = Aluminum / Nickel-PTFE NF = Aluminum / Cadmium with Olive Drab Chromate ZNU = Aluminum / Zinc-Nickel with Black Chromate Z1 = Stainless Steel / Passivated						
Shell Size - Insert Arrangement	5-3, 6-4, 6-6, 6-7, 7-10, 8-13, 9-19, 10-26, 12-37, 14-55						
Contact Type	A = Pin, Solder Cup P = Pin, Crimp B = Socket, Solder Cup S = Socket, Crimp						
Polarization (See Table I)	Omit = Single Master Key A = Normal B = Pos. B C = Pos. C D = Pos. D E = Pos. E F = Pos. F						
Cable Exit Position (See Table II)	1 through 8						
Cable Entry Size (See Table III)	2 through 12						

Table I: Key Positions



Pos.	A°	B°
A	150°	210°
B	75°	210°
C	95°	230°
D	140°	275°
E	75°	275°
F	95°	210°

Table II: Exit Position




Pos	C°
1	0°
2	45°
3	90°
4	135°
5	180°
6	225°
7	270°
8	315°

Table III: Cable Entry

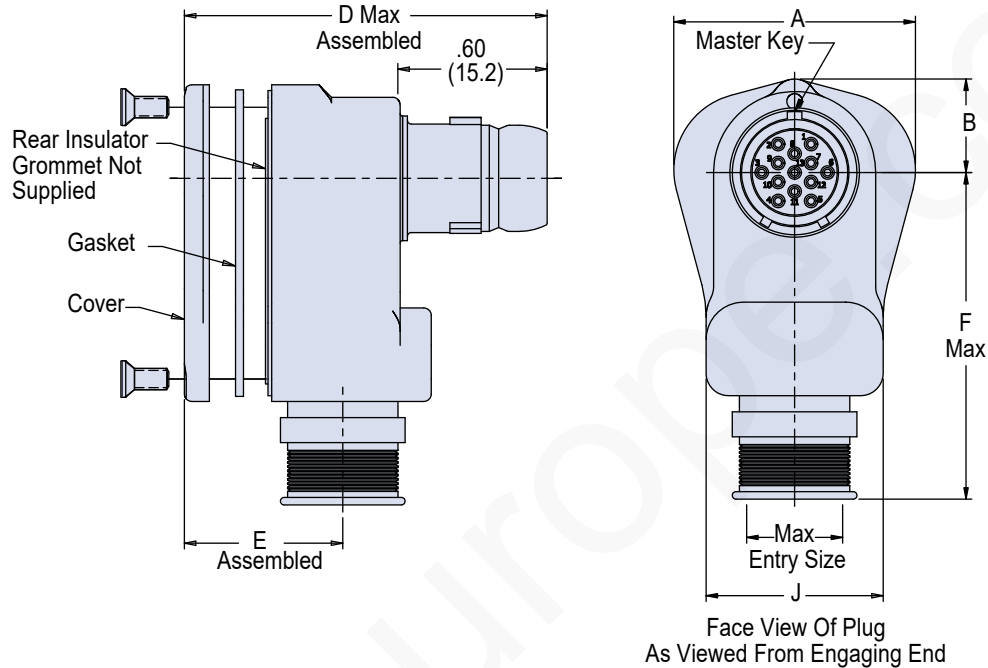
Code	Entry Size
02	0.125
03	0.188
04	0.250
05	0.313
06	0.375
07	0.438
08	0.500
09	0.563
10	0.625
11	0.688
12	0.750

SERIES 804 QDC PUSH-PULL



Cobra™ Right Angle Crimp Contact Plug with Integral Shield Termination Platform


RIGHT ANGLE LOW PROFILE CABLE PLUG



Dimensions									
Shell Size	Ø A	B	D Max	E Max	F	G Max	H Max	J	Max Entry Size
5	.67 (17.02)	.27 (6.86)	1.03 (26.16)	.32 (8.13)	1.21 (30.73)	1.34 (34.04)	1.16 (29.46)	.500 (12.70)	03
6	.75 (19.05)	.30 (7.62)	1.08 (27.43)	.34 (8.64)	1.24 (31.50)	1.39 (35.31)	1.21 (30.73)	.560 (14.22)	04
7	.88 (22.35)	.34 (8.64)	1.20 (30.48)	.39 (9.91)	1.28 (32.51)	1.50 (38.10)	1.32 (33.53)	.650 (16.51)	05
8	.97 (24.64)	.38 (9.65)	1.24 (31.50)	.42 (10.67)	1.31 (33.27)	1.54 (39.12)	1.36 (34.54)	.710 (18.03)	06
9	1.06 (26.92)	.41 (10.41)	1.30 (33.02)	.45 (11.43)	1.34 (34.04)	1.61 (40.89)	1.43 (36.32)	.770 (19.56)	07
10	1.15 (29.21)	.44 (11.18)	1.35 (34.29)	.48 (12.19)	1.37 (34.80)	1.66 (42.16)	1.47 (37.34)	.835 (21.21)	08
12	1.33 (33.78)	.50 (12.70)	1.44 (36.58)	.52 (13.21)	1.48 (37.59)	1.75 (44.45)	1.56 (39.62)	.950 (24.13)	10
14	1.46 (37.08)	.56 (14.22)	1.53 (38.86)	.58 (14.73)	1.64 (41.66)	1.84 (46.74)	1.69 (42.93)	1.070 (27.18)	12

NOTES

- Contacts are size 23
- Consult factory for additional contact arrangements and/or shell orientations
- Crimp barrel accommodate 22, 24, 26 and 28 gage wire
- Crimp tool data:
 - Hand crimp tool: Glenair part no. 809-015
 - Positioner for hand tool: Glenair part no. 809-055
 - Insert/extraction tool: Glenair part no. 809-088
- Mates with all QDC, high density receptacle connectors with same polarization and opposite contact gender (804-003 through 804-006, 804-009, 804-020 and 804-021)
- Rear insulator grommet not supplied
- Material and Finish
 - Plug barrel, housing, cover: aluminum alloy or CRES/ see how to order table
 - Insulator: high grade rigid dielectric
 - Interfacial seal, gasket: fluorosilicone / N.A.
 - Contact: copper alloy / gold plate per ASTM B 488, Type II, Code C, Class 1.25, over suitable underplate
 - Contact retention clip: beryllium copper alloy / N.A.
 - Hardware: stainless steel / passivate or black oxide



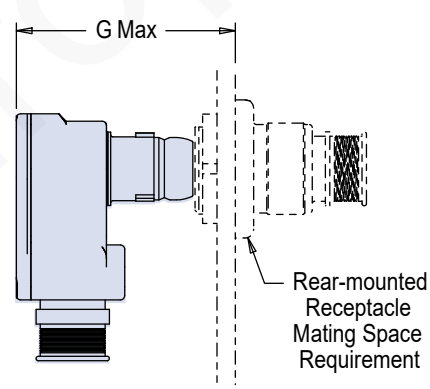
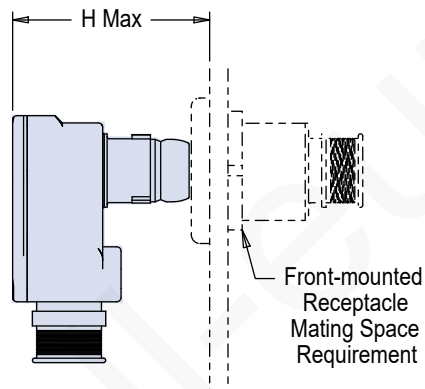
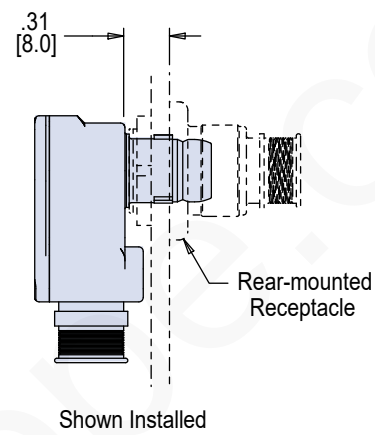
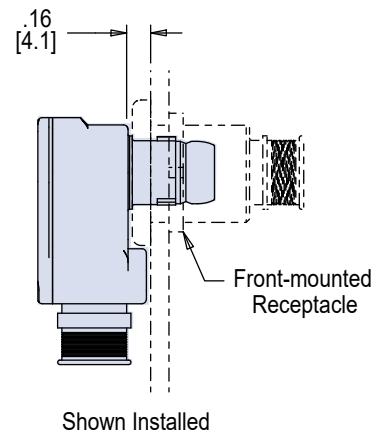
SERIES 804 QDC PUSH-PULL

Mighty Mouse Connectors and Cables



Cobra™ Right Angle Crimp Contact Plug with Integral Shield Termination Platform

MATING SPACE REQUIREMENTS



SERIES 804 QDC PUSH-PULL